

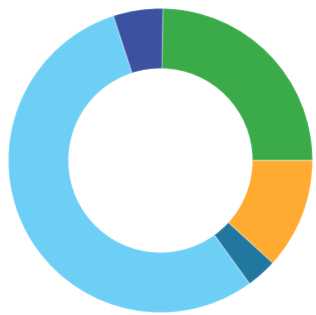


**ELIZA B. KIRKBRIDE  
SCHOOL**

**2021-22 SCHOOL PROGRESS REPORT ON  
EDUCATION AND EQUITY**

School Code | 2580 Sector | District Network | Network 10  
Principal Name | Ms Rebecca Julien  
Address | 1501 S 7th St  
Phone | 215-400-7980 Website | kirkbride.philasd.org/  
Report Type | K-8 School Grades in Report | K-8  
Admissions Category | Neighborhood  
Turnaround Model | N/A  
Receives HS Report | No  
Oct 1 Enrollment | 493

**Student Enrollment and Demographics**



- 0.0% American Indian / Alaskan Native
- 24.7% Asian
- 5.3% Black / African American
- 55.0% Hispanic / Latino
- 3.2% Multi Racial / Other
- 0.0% Native Hawaiian / Pacific Islander
- 11.8% White

**526**

Total Number of Students Served for  
10+ Days Over the Year

**16.8%**

% Students with IEPs

**51.1%**

% English Learners

**76.7%**

% Economically Disadvantaged

**Student Attendance**

**67.3%**

% Students Attending at Least 95%  
of Instructional Days

**87.6%**

% Students Attending at Least 90%  
of Instructional Days

Score Level	Performance	Improvement	Level
<b>Level 3</b>			
<b>Performance</b> <i>At or Above Target in</i> <b>55.6 %</b> 5 out of 9 Eligible Metrics			
<b>Improvement</b> <b>Insufficient Data for Score</b>			
<b>Goal Performance (All Students)</b>			
<b>GOAL 1   PSSA ELA % of Students Proficient or Advanced (Grades 3-8)</b> <b>Score: 43.6 %</b> 1.1 pts above 2021-2022 target <b>MEETING</b> no data prior year			
<b>GOAL 2   PSSA ELA % of Students Proficient or Advanced (Grade 3)</b> <b>Score: 32.3 %</b> -7.0 pts from 2021-2022 target <b>NOT MEETING</b> no data prior year			
<b>GOAL 3   PSSA Math % of Students Proficient or Advanced (Grades 3-8)</b> <b>Score: 27.8 %</b> -9 pts from 2021-2022 target <b>NOT MEETING</b> no data prior year			
<ul style="list-style-type: none"> <li>Meeting Target</li> <li>Not Meeting Target</li> </ul>			
	<b>American Indian / Alaskan Native</b> Insufficient Data for Score	Insufficient Data for Score	
	<b>Asian</b> Insufficient Data for Score	Insufficient Data for Score	
	<b>Black / African American</b> Insufficient Data for Score	Insufficient Data for Score	
	<b>Hispanic / Latino</b> Insufficient Data for Score	Insufficient Data for Score	
	<b>Multi Racial / Other</b> Insufficient Data for Score	Insufficient Data for Score	
	<b>Native Hawaiian / Pacific Islander</b> Insufficient Data for Score	Insufficient Data for Score	
	<b>White</b> Insufficient Data for Score	Insufficient Data for Score	
	<b>English Learners</b> Insufficient Data for Score	Insufficient Data for Score	
	<b>Students with IEPs</b> Insufficient Data for Score	Insufficient Data for Score	
	<b>Economically Disadvantaged</b> Insufficient Data for Score	Insufficient Data for Score	

# Reading/ELA: Every Student Reads On or Above Grade Level

## Goal 1 - Reading Grades 3-8

School Code | 2580 School Name | Eliza B. Kirkbride School

**Goal 1:** The percentage of students in grades 3-8 who are proficient on the state ELA assessment will grow from 35.7% in August 2019 to 65.0% by August 2026

### PSSA ELA: % of Students Proficient or Advanced, Grades 3-8

All Students, 344 students

**Score: 43.6 %**



**2021-2022 Target: 42.5 %**

1.1 pts above target

**2025-2026 Goal: 65.0 %**

-21.4 pts from target



- Meeting Target
- Not Meeting Target

American Indian / Alaskan Native

Insufficient Sample

Asian, 88 students

**Score: 64.8 %**

22.3 pts above target

MEETING

no data prior year



Black / African American

Insufficient Sample

Hispanic / Latino, 196 students

**Score: 28.6 %**

-13.9 pts from target

NOT MEETING

no data prior year



Multi Racial / Other

Insufficient Sample

Native Hawaiian / Pacific Islander

Insufficient Sample

White, 34 students

**Score: 70.6 %**

28.1 pts above target

MEETING  
2026 GOAL

no data prior year



English Learners, 179 students

**Score: 24.0 %**

-18.5 pts from target

NOT MEETING

no data prior year



Students with IEPs, 66 students

**Score: 19.7 %**

-22.8 pts from target

NOT MEETING

no data prior year



Economically Disadvantaged, 273 students

**Score: 42.5 %**

at target

NOT MEETING

no data prior year



# Reading/ELA: Every Student Reads On or Above Grade Level

## Goal 2 - Reading Grade 3

School Code | 2580 School Name | Eliza B. Kirkbride School

**Goal 2:** The percentage of 3rd grade students who are proficient on the state ELA assessment will grow from 32.5% in August 2019 to 62.0% by August 2026

### PSSA ELA: % of Students Proficient or Advanced, Grade 3

**All Students, 62 students**

**Score: 32.3 %**



**2021-2022 Target: 39.3 %**

-7.0 pts from target

**2025-2026 Goal: 62.0 %**

-29.7 pts from target

NOT MEETING

no data prior year



- Meeting Target
- Not Meeting Target

**American Indian / Alaskan Native**

Insufficient Sample

**Asian**

Insufficient Sample

**Black / African American**

Insufficient Sample

**Hispanic / Latino, 34 students**

**Score: 14.7 %**

-24.6 pts from target

NOT MEETING

no data prior year



**Multi Racial / Other**

Insufficient Sample

**Native Hawaiian / Pacific Islander**

Insufficient Sample

**White**

Insufficient Sample

**English Learners, 31 students**

**Score: 16.1 %**

-23.2 pts from target

NOT MEETING

no data prior year



**Students with IEPs**

Insufficient Sample

**Economically Disadvantaged, 43 students**

**Score: 20.9 %**

-18.4 pts from target

NOT MEETING

no data prior year



# Math & Science: Every Student Performs On or Above Grade Level

## Goal 3 - Math Grades 3-8

School Code | 2580 School Name | Eliza B. Kirkbride School

**Goal 3:** The percentage of students in grades 3-8 who are proficient on the state Math assessment will grow from 21.6% in August 2019 to 52.0% by August 2026

### PSSA Math: % Students Proficient or Advanced, Grades 3-8

All Students, 345 students

**Score: 27.8 %**



2021-2022 Target: 28.7 %

-9 pts from target

2025-2026 Goal: 52.0 %

-24.2 pts from target

NOT MEETING

no data prior year

### PSSA Science

% of Students Proficient or Advanced in Science (Grades 4 and 8)

**48.1 %**

51 out of 106 students

American Indian / Alaskan Native

Insufficient Sample

Asian, 88 students

**Score: 50.0 %**

21.3 pts above target

MEETING

no data prior year

Black / African American

Insufficient Sample

Hispanic / Latino, 197 students

**Score: 15.2 %**

-13.5 pts from target

NOT MEETING

no data prior year

Multi Racial / Other

Insufficient Sample

Native Hawaiian / Pacific Islander

Insufficient Sample

White, 34 students

**Score: 44.1 %**

15.4 pts above target

MEETING

no data prior year

English Learners, 180 students

**Score: 16.7 %**

-12.0 pts from target

NOT MEETING

no data prior year

Students with IEPs, 66 students

**Score: 13.6 %**

-15.1 pts from target

NOT MEETING

no data prior year

Economically Disadvantaged, 273 students

**Score: 24.9 %**

-3.8 pts from target

NOT MEETING

no data prior year

# Climate, Culture & Opportunity

## Guardrail 1 - Welcoming and Supportive Schools

School Code | 2580 School Name | Eliza B. Kirkbride School

**Guardrail 1:** Every school will be a safe, welcoming and healthy place where our students, staff and community want to be and learn each day. This means that our schools will be: 1) environmentally safe and clean; and 2) spaces with inclusive climates that provide students with access to robust social, emotional, and mental health supports.

### School Climate Score

**Score: 7.2**



2021-2022 Target: 7.0  
0.2 pts above target

2025-2026 Goal: 7.0  
0.2 pts above target



### School Climate Survey

**7.0/10**  
Student Rating

**8.8/10**  
Parent Rating

**6.8/10**  
Teacher Rating

### School Instruction Score

**Score: 7.7**



2021-2022 Target: 8.0  
-0.3 pts from target

2025-2026 Goal: 8.0  
-0.3 pts from target



### School Instruction Survey

**7.6/10**  
Student Rating

**7.5/10**  
Parent Rating

**7.9/10**  
Teacher Rating

- Meeting Target
- Not Meeting Target



**Yes**



School Has at Least 2 Behavioral/Mental Health Support FTEs per 500 Students

# Climate, Culture & Opportunity

## Guardrail 1 - Welcoming and Supportive Schools

School Code | 2580 School Name | Eliza B. Kirkbride School

**Guardrail 1:** Every school will be a safe, welcoming and healthy place where our students, staff and community want to be and learn each day. This means that our schools will be: 1) environmentally safe and clean; and 2) spaces with inclusive climates that provide students with access to robust social, emotional, and mental health supports.

% of Students Attending at Least 95% of Instructional Days	% of Students Attending	
<p><b>All Students: 526 Students</b></p> <p style="text-align: center;"><b>Score: 67.3 %</b></p>  <p>2021-2022 Target: 52.9 % <i>14.4 pts above target</i></p> <p>2025-2026 Goal: 60.0 % <i>7.3 pts above target</i></p> <p>MEETING 2026 GOAL</p> <p>no data prior year</p>	<p><b>Greater Than 95% of Instructional Days</b> 67.3 %</p>	<p><b>90-95% of Instructional Days</b> 20.3 %</p>
	<p><b>85-90% of Instructional Days</b> 5.9 %</p>	<p><b>80-85% of Instructional Days</b> 3.2 %</p>
	<p><b>Less than 80% of Instructional Days</b> 3.2 %</p>	
% of Students Attending at Least 90% of Instructional Days	Additional Metrics	
<p><b>All Students: 526 Students</b></p> <p style="text-align: center;"><b>Score: 87.6 %</b></p>  <p>2021-2022 Target: 82.3 % <i>5.3 pts above target</i></p> <p>2025-2026 Goal: 94.0 % <i>-6.4 pts from target</i></p> <p>MEETING</p> <p>no data prior year</p>	<p style="text-align: center;"><b>53.7%</b></p> <p><i>% of Teachers Attending at Least 95% of Work Days (Cumulative)</i></p>	<p style="text-align: center;"><b>85.4%</b></p> <p><i>Teacher Annual Retention</i></p>
	<p style="text-align: center;"><b>70.0%</b></p> <p><i>% of Teachers Receiving a Proficient MMS Rating</i></p>	<p style="text-align: center;"><b>26.7%</b></p> <p><i>% of Teachers Receiving a Distinguished MMS Rating</i></p>

- Meeting Target
- Not Meeting Target

# Climate, Culture & Opportunity

## Guardrail 2 - Enriching and Well-rounded School Experiences

## Guardrail 3 - Partnering with Parents / Family Members

School Code | 2580 School Name | Eliza B. Kirkbride School

**Guardrail 2:** Every student will have a well-rounded education with co-curricular opportunities, including arts and athletics, integrated into the school experience.

**Guardrail 3:** Every parent and guardian will be welcomed and encouraged to be partners in their child's school community.

### % of Students Participating in Visual / Performing Arts

% of Students  
Participating in Visual /  
Performing Arts

100.0 %

486 out of 486 students

### School Relationship Score

Score: 7.8



2021-2022 Target: 8.0

-0.2 pts from target

NOT MEETING

no data prior year

### Additional Metrics



Yes

School Has a SAC/Parent Advisory Group



Yes

School Has a SAC/Parent Advisory Group That Meets Regularly



4

Number of SAC/Parent Advisory Group Meetings

● Meeting Target

● Not Meeting Target

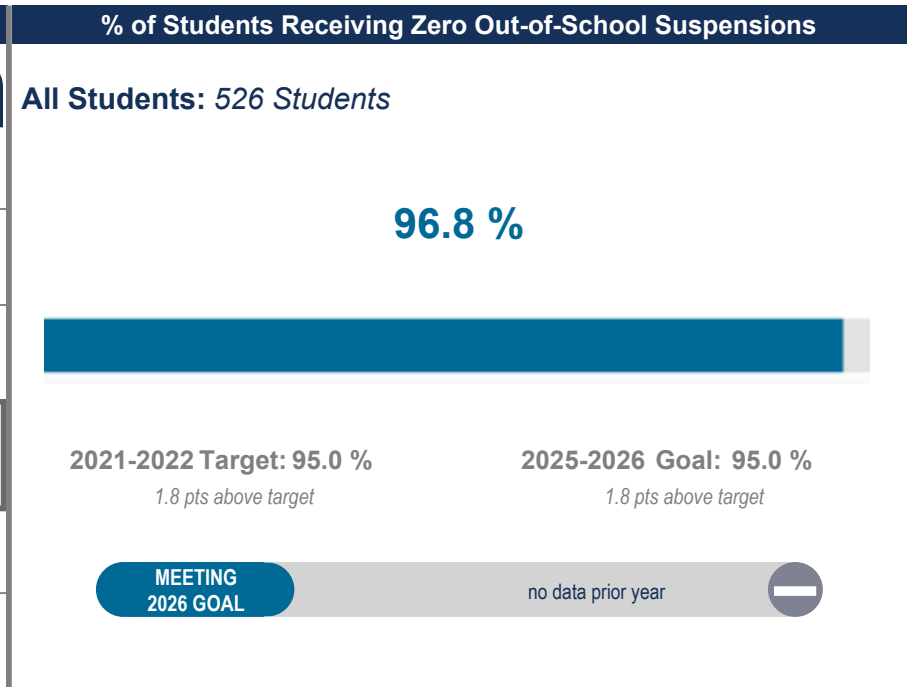
# Climate, Culture & Opportunity

## Guardrail 4 - Addressing Racist Practices

School Code | 2580 School Name | Eliza B. Kirkbride School

**Guardrail 4:** Our students' potential will not be limited by practices that perpetuate systemic racism and hinder student achievement.

Suspension Disproportionality			
	% of Enrollment (Total Enrollment)		% of Suspensions Given to Each Subgroup
All Students	(493)		
American Indian / Alaskan Native	0.0 %	(0)	0.0 %
Asian	24.8 %	(122)	9.5 %
Black / African American	5.3 %	(26)	23.8 %
Hispanic / Latino	55.0 %	(271)	38.1 %
Multi Racial / Other	3.3 %	(16)	4.8 %
Native Hawaiian / Pacific Islander	0.0 %	(0)	0.0 %
White	11.8 %	(58)	23.8 %
English Learners	51.1 %	(252)	33.3 %
Students with IEPs	16.8 %	(83)	19.0 %
Economically Disadvantaged	76.7 %	(378)	95.2 %



### % of Students Qualified to Attend Criteria-Based High Schools

All Students	Black / African American	Hispanic / Latino
88.5 %	Insufficient Sample	92.0 %

- Meeting Target
- Not Meeting Target